



Before operating unit, read and understand all operating instructions and safety information in this manual!! Failure to follow safety procedures could cause serious personal injury or loss of limbs!



Read and Understand this Manual!



Understand and follow all of the Stickers!
(See page 9)



Always Wear Safety Gear!

Eye and face protection, ear and hearing protection, heavy-duty work gloves sturdy, non-slip footwear heavy-duty, tight fitting clothing.



Never allow pets or children within 25 feet of working area!



NO SMOKING OR OPEN FLAME NEAR THE UNIT!



Failure to follow safety procedures could cause serious personal injury or loss of limbs!



Be Prepared for Emergencies!



Replace Worn or Unreadable Stickers!



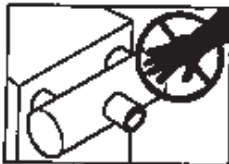
Always Remove Key When Not in Operation!



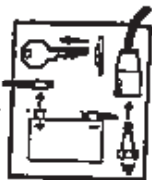
Never Use in Foul Weather!



Contact with Rotating Teeth Will Cause Serious Personal Injury!



Never Touch Engine or Muffler While in Use!



Before doing any service or maintenance, shut off the engine, allow engine to cool, remove the key, the positive battery cable, and both spark plug wires!



**Never Operate Unit in an Enclosed Area!
The Exhaust Fumes Are Deadly Poisonous!**



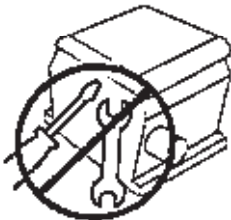
Failure to follow safety procedures could cause serious personal injury or loss of limbs!




Shut Off the Engine Immediately If the Unit Develops Any Unusual Noises or Vibrations!



Never Operate Without Guards and Covers in Place!



Never Tamper With the Governor Setting on the Engine!



Always Store Gasoline Away From Children!



Refer to Engine Manufacturer's Manual For Additional Safety Instructions!



Questions? Call Your Authorized Dosko Dealer!

If Any of These Stickers Become Unreadable, Replace Immediately!

DOSKO

PN 16183

stump grinder

PN 16249

CAUTION CUTTER WHEEL

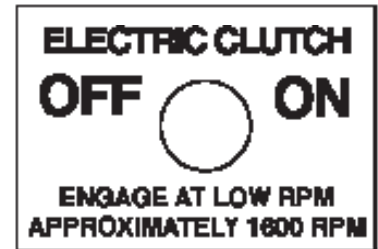
PN 16221



PN 16248



PN 16355



PN 16364-E

DOSKOCIL INDUSTRIES		1324 WEST RIALTO AVENUE SAN BERNARDINO, CA 92410		(909) 885-0988	
THINK SAFETY	OFF RUN + START IGNITION	PUSH TO STOP + PULL TO RUN	THROTTLE + PULL TO INCREASE TURN TO LOCK	CHOKE + PULL TO START	FORWARD ↑ TRAVEL ↓ REVERSE

PN 16189-SP

Sticker Kit, Complete: PN 16317-SP